


A'Funk kompakt 05-26 Innsbruck

CHIRP



Universelle Programmierung von Funkgeräten


Workshopbetreuung:

Ing. Rudi Kinzl

OE7/9IKR

Klubheim Innsbruck, 29.5.2026

[CHIRP]




CHIRP ist kostenloses Open-Source Programm.

Es wurde von freiwilligen Entwicklern geschaffen.

Die Entwickler bauen darauf, dass die Community durch entsprechende Spenden ihre Bemühungen unterstützt.


[CHIRP



Warum wurde das Programm geschaffen?

Weil es für viele Geräte von der Herstellern nicht immer
Die passende Software gibt.

[CHIRP]




Für welche Geräte gibt es diese Software?

Für einige hunderte Funkgeräte.


Die Anzahl steigt ständig mit jedem Update.

[CHIRP]



- Chirp zur Programmierung von Funkgeräten
 - Programm
 - Funkgerät in der Liste
 - Passendes Kabel zum Funkgerät
 - Etwas Geduld und Übung
 - Eventuell diesen Vortrag

[CHIRP]



- Welche Funkgeräte behandeln wir heute?
 - Retevis RT95 vox
 - Retevis RT29 UHF
 - Baofeng UV-5R mini

Stellvertretend für eine Vielzahl anderer Geräte

[CHIRP]



[CHIRP <https://chirpmyradio.com/projects/chirp/wiki/Home>]



Home - CHIRP

chirpmyradio.com/projects/chirp/wiki/Home

Hauptseite Projekte

Anmelden Registrieren

Suche: CHIRP

Home Download Documentation Aktivität Tickets Repository

CHIRP is a free, open-source tool for programming your radio. It supports a large number of manufacturers and models, as well as provides a way to interface with multiple data sources and formats.

get it!

To get started:

1. [Download](#) CHIRP for your platform.
2. Check out the ["How to get help"](#) page, and the rest of the [Documentation](#).
3. Join the [mailing list](#)!
4. Be sure to review the [FAQ](#).

In case you run into a problem with CHIRP:

1. Before you open a new ticket, please consult the [Documentation](#).
2. Also, please perform a search through all open and closed issues. Maybe someone else had the same problem before, and a solution is already available.
3. If your problem is about how to use CHIRP with an already supported radio, then you should ask that question on the [mailing list](#).
4. Once you have looked through the Wiki and searched all open/closed issues, you can open a [new ticket](#) (did you ask on the mailing list?). There, you may file a bug report, request a new feature, or request the implementation of a new radio. [Report Issues](#).

If you are a vendor and want to add your radio to the list of supported radios, please contact us via [mailing list](#).

Supported Radios

AOR

- AR8200

Download starten

Vollständige Bedienungsanleitung lesen. Kostenlose Anleitungen und Handbücher Manuals Directory

Herunterladen >

Start Download

One Click

[CHIRP <https://chirpmyradio.com/projects/chirp/wiki/Home>]



Home - CHIRP

chirpmyradio.com/projects/chirp/wiki/Home

Hauptseite Projekte

Anmelden Registrieren

Suche: CHIRP

Home Download Documentation Aktivität Tickets Repository

CHIRP is a free, open-source tool for programming your radio. It supports a large number of manufacturers and models, as well as provides a way to interface with multiple data sources and formats.

get it!

To get started:

1. Download CHIRP for your platform.
2. Check out the "How to get help" page, and the rest of the Documentation.
3. Join the mailing list!
4. Be sure to review the FAQ.

In case you run into a problem with CHIRP:

1. Before you open a new ticket, please consult the Documentation.
2. Also, please perform a search through all open and closed issues. Maybe someone else had the same problem before, and a solution is already available.
3. If your problem is about how to use CHIRP with an already supported radio, then you should ask that question on the mailing list.
4. Once you have looked through the Wiki and searched all open/closed issues, you can open a new ticket (did you ask on the mailing list?). There, you may file a bug report, request a new feature, or request the implementation of a new radio.

Supported Radios

AOR

- AR8200

Download starten

Vollständige Bedienungsanleitung lesen. Kostenlose Anleitungen und Handbücher

Manuals Directory

Herunterladen >

Wiki

Hauptseite

Seiten nach Titel sortiert

Seiten nach Datum sortiert

Advertisements

Start Download

One Click

[CHIRP <https://chirpmyradio.com/projects/chirp/wiki/Home>]



Home - CHIRP

chirpmyradio.com/projects/chirp/wiki/Home

Report Issues".

If you are a vendor and want to have your radio supported by CHIRP, please see [InformationForVendors](#).

Supported Radio Models

AOR <ul style="list-style-type: none">AR8200	Baojie <ul style="list-style-type: none">BJ-218BJ-318BJ-9900*BJ-UV55*	Lanchonlh <ul style="list-style-type: none">HG-UV98	Rugged <ul style="list-style-type: none">RH5RRH5R-V2RH5X
Abbre <ul style="list-style-type: none">AR-518AR-63AR-730AR-869AR-F3 (use Baofeng UV-82III)AR-F5AR-F8 (use Wouxun KG-UV8D)	Boblov <ul style="list-style-type: none">X3Plus*	Leixen <ul style="list-style-type: none">VV-898VV-898EVV-898S	Ruyage <ul style="list-style-type: none">UV58 (use Abbre AR-518)UV58Plus
Alinco <ul style="list-style-type: none">DJ-G7EGDJ-G7TDJ175DJ596DR03TDR06TDR135TDR235TDR435TDR735T	Boristone <ul style="list-style-type: none">8RS	MMLradio <ul style="list-style-type: none">JC-8629	Sainsonic <ul style="list-style-type: none">AP510*GT-3TP (use Baofeng BF-F8HP)GT-890
Ansoko <ul style="list-style-type: none">A-5RA-8S	CRT <ul style="list-style-type: none">CRT 279 UV (use QYT KT8900D)Micron UVMicron UV V2	MTC <ul style="list-style-type: none">UV-5R-3	SenhaiX <ul style="list-style-type: none">8800
AnyTone <ul style="list-style-type: none">5888UV5888UVIII778UV778UV VOX	Cignus <ul style="list-style-type: none">UV-85 (use Baofeng UV-5R)UV-87 (use TYT TH-UV88)XTR-5	Marui <ul style="list-style-type: none">MR-UV1 (use TYT TH-UV88)	Socotran <ul style="list-style-type: none">FB-8629JC-8629UV-5118 (use Abbre AR-518)
	Explorer <ul style="list-style-type: none">QRZ-1	Maverick <ul style="list-style-type: none">RA-100RA-425	Surecom <ul style="list-style-type: none">S-KT8900D
	Feidaxin <ul style="list-style-type: none">FD-150A*FD-160A*FD-268A*FD-268B*	MaxTalker <ul style="list-style-type: none">MT-5RMMT-8SP15TK-6	TDXone <ul style="list-style-type: none">TD-Q8A
		Midland <ul style="list-style-type: none">CT-210 (use Puxing PX-777)DBR2500	TID <ul style="list-style-type: none">TD-M8TD-UV68



[CHIRP]

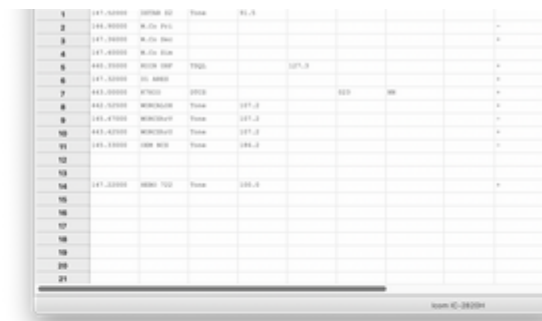
- Alinco
- AnyTone
- Anysecu
- Baofeng
- CRT
- Icom
- Kenwood
- Leixen
- Midland
- Quansheng
- Radtel
- Retevis
- TIDRADIO
- TYT
- Wouxun
- Yaesu

[CHIRP <https://chirpmyradio.com/projects/chirp/wiki/Home>]



To get started:

1. **Download** CHIRP for your platform.
2. Check out the "[How to get help](#)" page, and the rest of the [Documentation](#).
3. Join the [mailing list](#)!
4. Be sure to review the [FAQ](#).



In case you run into a problem with CHIRP:

1. Before you open a new ticket, please consult the [Documentation](#).
2. Also, please perform a search through all open and closed issues. Maybe someone else had the same problem before, and a solution is already available.
3. If your problem is about how to use CHIRP with an already supported radio, then you should ask that question on the [mailing list](#).
4. Once you have looked through the Wiki and searched all open/closed issues, you can open a new ticket (did you ask on the mailing list?). There, you may file a bug report, request a new feature, or request the implementation of a new radio. Please be detailed and follow the instructions in "[How To Report Issues](#)".



CHIRP

<https://chirpmyradio.com/projects/chirp/wiki/Download>



CHIRP downloads

CHIRP is distributed as a series of automatically-generated builds. Any time we make a change to CHIRP, a build is created for it the next day. Thus, CHIRP is versioned by the date on which it was created, which makes it easy to determine if you have an older build. We don't put experimental things into CHIRP before they are ready, except where specifically called out with a warning. Thus, you do not need to worry about finding a stable version to run. *You should always be on the latest build available.*

Upgrading: Windows and macOS users do *NOT* need to uninstall an existing version of CHIRP before installing a newer one. Just install the new one and it will replace the existing copy! However, *be sure to quit CHIRP before installing the new version!*

CHIRP-next

This has the latest and greatest set of features and fixes. Drivers that have *not* been validated with CHIRP-next are denoted by an asterisk (*) symbol on the supported model list on the [Home](#) page. This is the only version of CHIRP that is actively maintained. All users should be running the latest version of CHIRP.

📄 [Download the latest CHIRP-next build here](#)

System requirements for CHIRP-next:

- Windows 10 and later (Intel 64-bit only*)
- macOS Big Sur and later (universal binary with Intel and Apple Silicon support)
- Linux (all modern distros with python3, [details here](#))

* Users report success on Windows-on-ARM using the compatibility layer, but this is not tested and compatibility cannot be guaranteed

CHIRP-legacy

The "legacy" build of chirp contains support for some drivers that are not yet fixed in CHIRP-next due to ongoing development efforts. However, it no longer receives any updates, including new models, bug fixes, etc. If you have a radio that does not work in CHIRP-next because it requires attention, you may choose to run the older legacy version as a temporary measure. However, please report a bug if your radio does not work with -next and help us get it converted. Windows users may want to download the .zip file and keep it separate from their installed version of CHIRP-next.

It is not advised to use CHIRP-legacy unless you have a specific reason to do so.

📄 [Download the legacy build here](#)

System requirements for CHIRP-legacy:

- Windows 2000, XP, Vista, 7, 8, 10, and 11. Older versions of Windows are *not* supported
- macOS Intel and Apple Silicon, but requires installation of Python 2.7
- Linux via flatpak



CHIRP

<https://chirpmyradio.com/projects/chirp/wiki/Download>



CHIRP downloads

CHIRP is distributed as a series of automatically-generated builds. Any time we make a change to CHIRP, a build is created for it the next day. Thus, CHIRP is versioned by the date on which it was created, which makes it easy to determine if you have an older build. We don't put experimental things into CHIRP before they are ready, except where specifically called out with a warning. Thus, you do not need to worry about finding a stable version to run. *You should always be on the latest build available.*

Upgrading: Windows and macOS users do *NOT* need to uninstall an existing version of CHIRP before installing a newer one. Just install the new one and it will replace the existing copy! However, *be sure to quit CHIRP before installing the new version!*

CHIRP-next

This has the latest and greatest set of features and fixes. Drivers that have *not* been validated with CHIRP-next are denoted by an asterisk (*) symbol on the supported model list on the [Home](#) page. This is the only version of CHIRP that is actively maintained. All users should be running the latest version of CHIRP.

[Download the latest CHIRP-next build here](#)

System requirements for CHIRP-next:

- Windows (Intel 64-bit only*)
- macOS (universal binary with Intel and Apple Silicon support)
- Linux (all architectures with python3, [details here](#))

* Users report success with Linux-on-ARM using the compatibility layer, but this is not tested and compatibility cannot be guaranteed

CHIRP-legacy

The "legacy" build contains support for some drivers that are not yet fixed in CHIRP-next due to ongoing development efforts. However, it no longer receives any updates, including new models, bug fixes, etc. If you have a radio that does not work in CHIRP-next because it requires attention, you may choose to run the older legacy version as a temporary measure. However, please report a bug if your radio does not work with -next and help us get it converted. Windows users may want to download the .zip file and keep it separate from their installed version of CHIRP-next.

It is not advised to use CHIRP-legacy unless you have a specific reason to do so.

[Download the legacy build here](#)

System requirements for CHIRP-legacy:

- Windows 2000, XP, Vista, 7, 8, 10, and 11. Older versions of Windows are *not* supported
- macOS Intel and Apple Silicon, but requires installation of Python 2.7
- Linux via flatpak

Start Download

One Click

Öffnen



CHIRP

https://archive.chirpmyradio.com/chirp_next/next-20260522/



Index of /chirp_next/next-20260522 x Retevis rt95 - Google Suche x +

archive.chirpmyradio.com/chirp_next/next-20260522/

[<<< Back to the main CHIRP website...](#)

[BaoFengTech](#) supports the CHIRP project. If you are in the market for radios or accessories, please consider giving them your business!

If your virus scanner tells you that your download is a virus or malware, please see [this page!](#)

	Name	Last modified	Size	Description
	Parent Directory		-	
	chirp-next-20260522_app.zip	2026-05-22 02:22	44M	MacOS Application
	chirp-next-20260522-win64.zip	2026-05-22 02:22	24M	Windows standalone application
	chirp-next-20260522-installer.exe	2026-05-22 02:22	19M	Windows Installer (recommended)
	chirp-20260522.tar.gz	2026-05-22 02:22	2.6M	Source Tarball
	chirp-20260522-py3-none-any.whl	2026-05-22 02:22	2.2M	Python 3 wheel
	build_info/	2026-05-22 02:22	-	
	SHA1SUM	2026-05-22 02:22	828	

CHIRP

https://archive.chirpmyradio.com/chirp_next/next-20260522/



Index of /chirp_next/next-20260522 x Retevis rt95 - Google Suche x +

archive.chirpmyradio.com/chirp_next/next-20260522/

[<<< Back to the main CHIRP website...](#)

BAOFENG
BF-F8HP-PRO
POWER | PERFORMANCE | PRECISION
8W Power Output
VHF/UHF, 5W on 1.25M
[CLICK FOR MORE INFO](#)

[BaoFengTech](#) supports the CHIRP project. If you are in the market for radios or accessories, please consider giving them your business!

If your virus scanner tells you that your download is a virus or malware, please see [this page!](#)

Name	Last modified	Size	Description
Parent Directory		-	
chirp-next-20260522_app.zip	2026-05-22 02:22	44M	MacOS Application
chirp-next-20260522-win64.zip	2026-05-22 02:22	24M	Windows standalone application
chirp-next-20260522-installer.exe	2026-05-22 02:22	19M	Windows Installer (recommended)
chirp-20260522.tar.gz	2026-05-22 02:22	2.6M	Source Tarball
chirp-20260522-py3-none-any.whl	2026-05-22 02:22	2.2M	Python 3 wheel
build_info/	2026-05-22 02:22	-	
SHA1SUM	2026-05-22 02:22	828	

chirp-next-20260522-installer.exe
Datei öffnen

Screenshot 2026-05-23 at 17-49-50 Home - CHIRP.png
Fertig — 90,6 KB

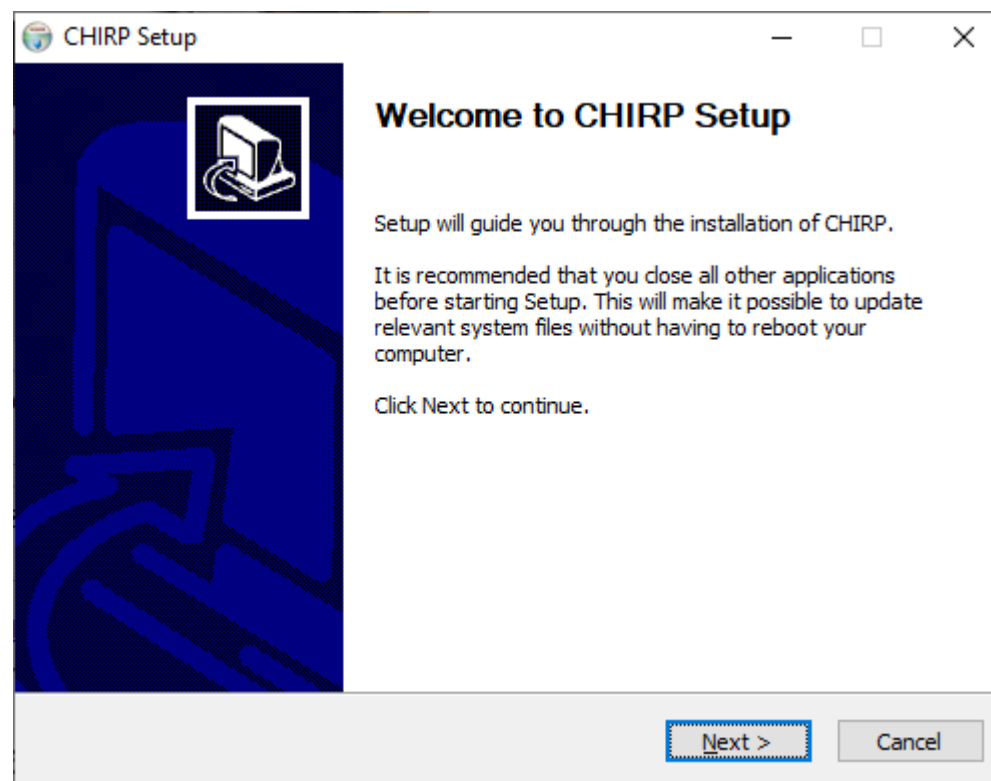
WhatsApp Installer(4).exe
Fertig — 1,2 MB

Retevis rt95.jpg
Fertig — 158 KB

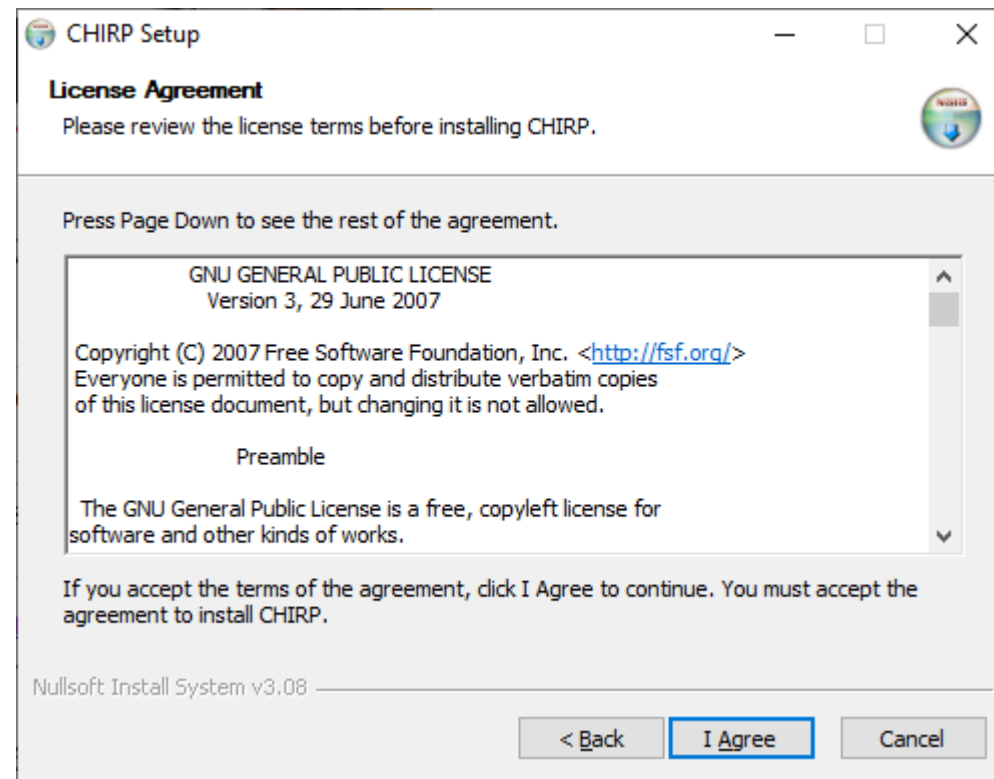
OE7 Folien Template 20260424.pptx
Datei verschoben, umbenannt oder gelöscht

Alle Downloads anzeigen

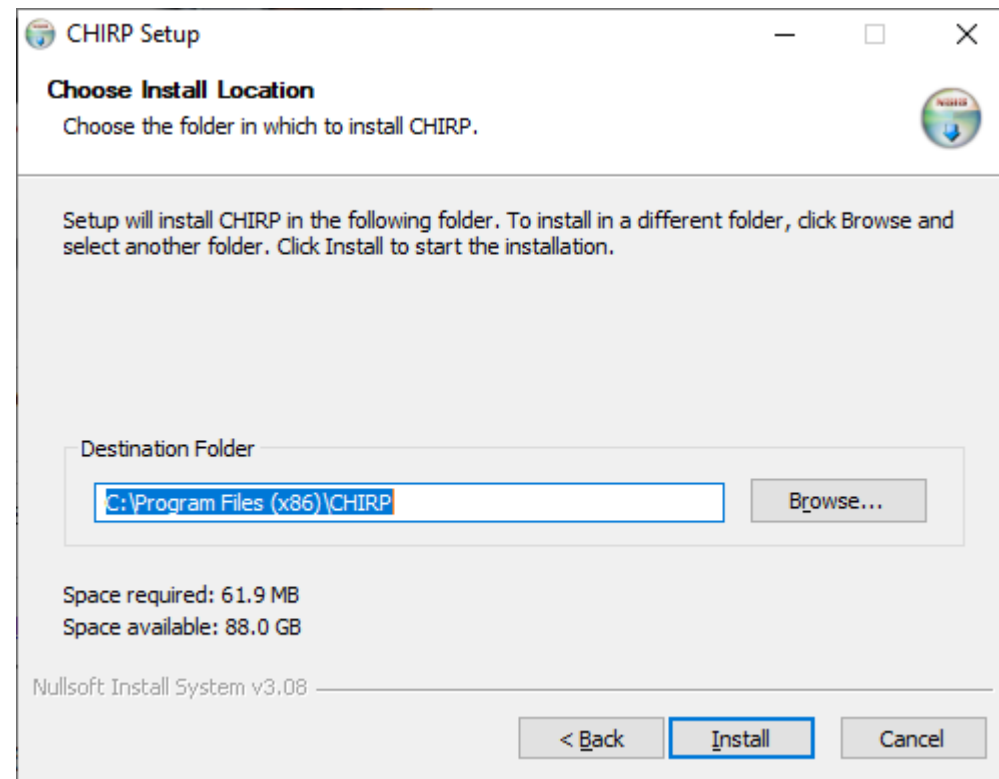
[CHIRP Installation]



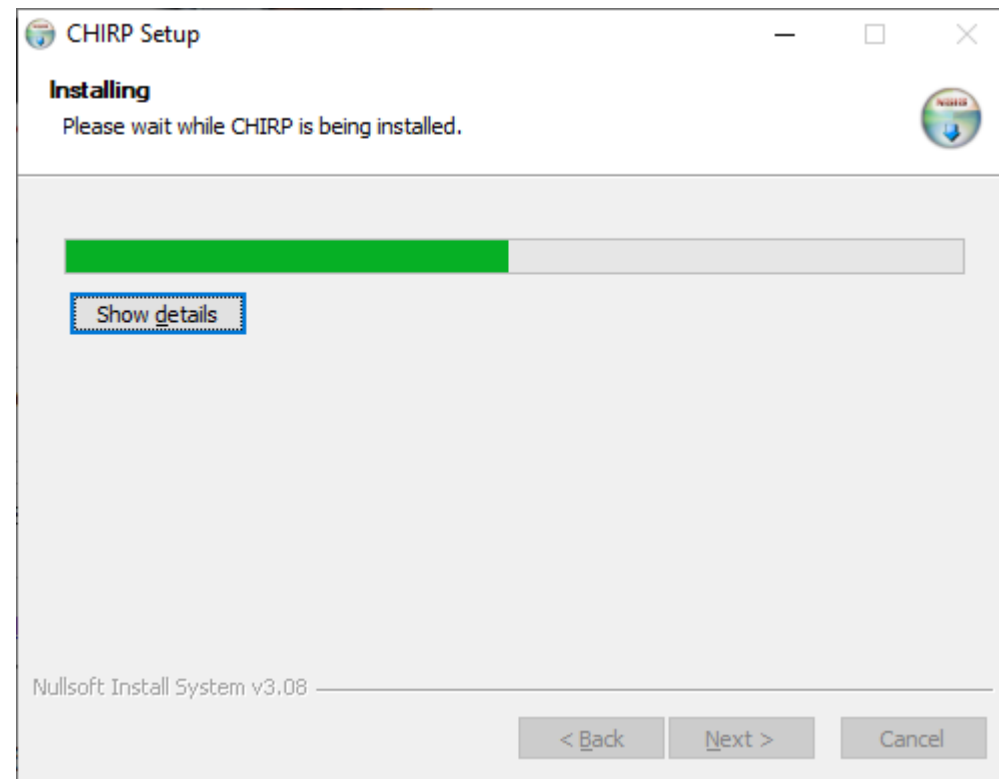

[CHIRP]



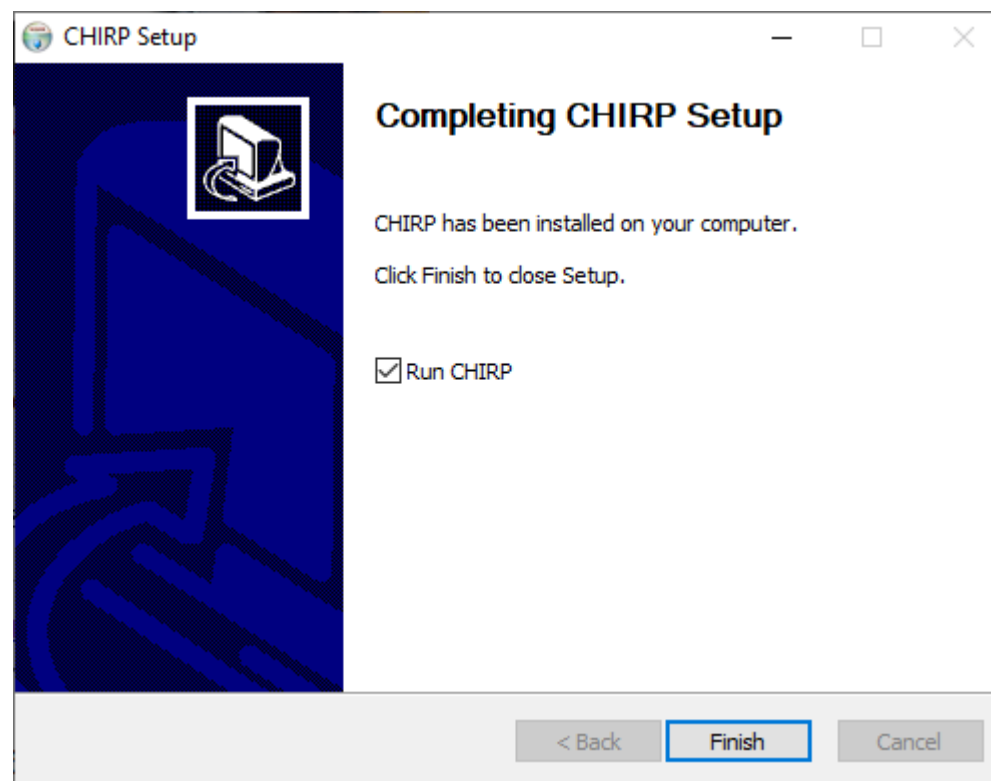
[CHIRP]



[CHIRP]

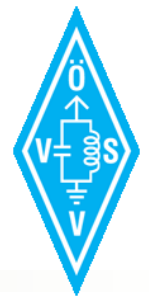


[CHIRP]



[CHIRP Startbildschirm]





[CHIRP Retevis RT95 vox]

RETEVIS
RT95 Mobiles Amateurfunkgerät
Dualband-Mobilfunkgerät

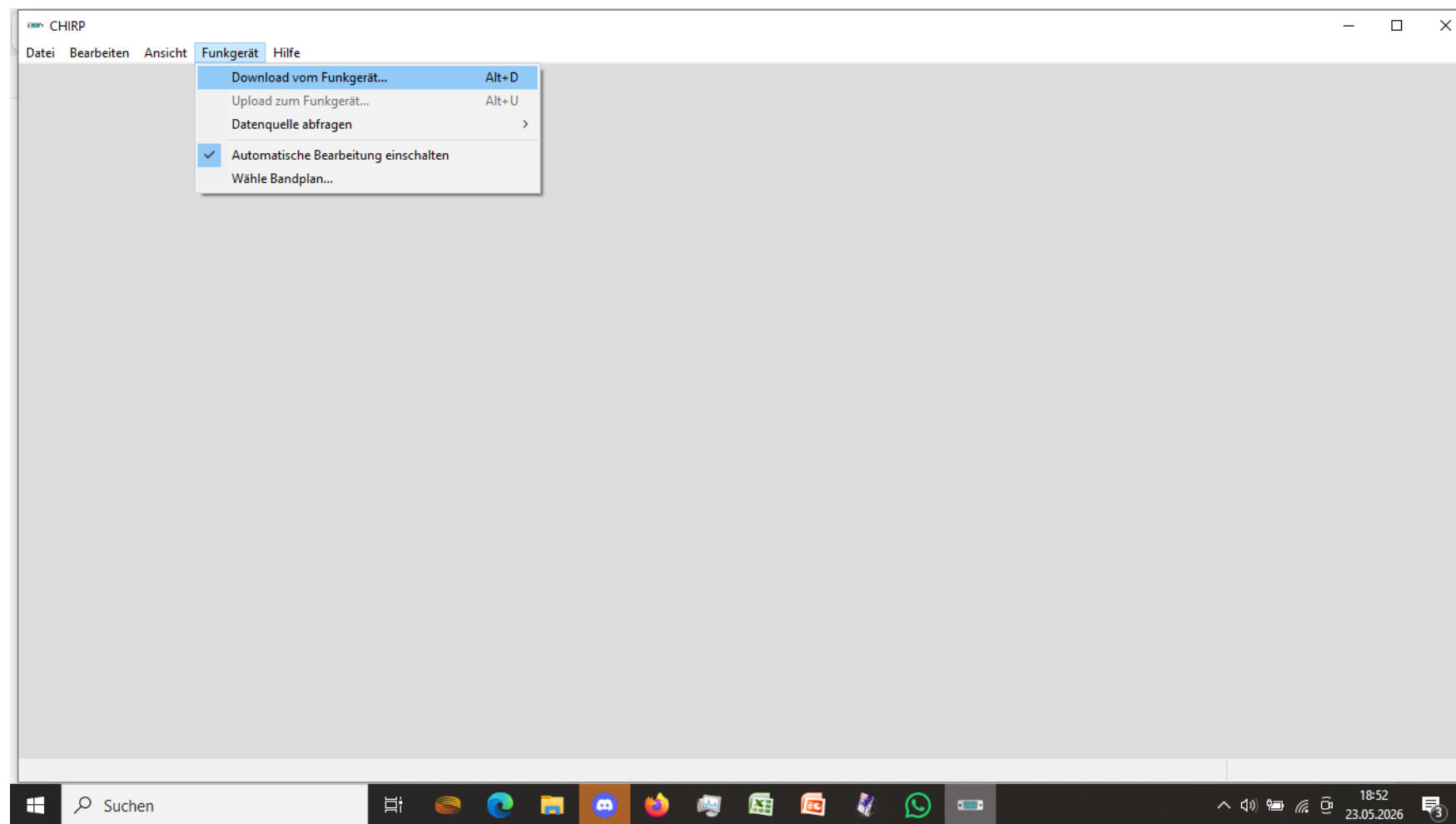
-  Dualband
-  Duallautsprecher
-  Mikrofontsteuerung
-  Lange Distanz



[CHIRP Retevis RT95 vox]

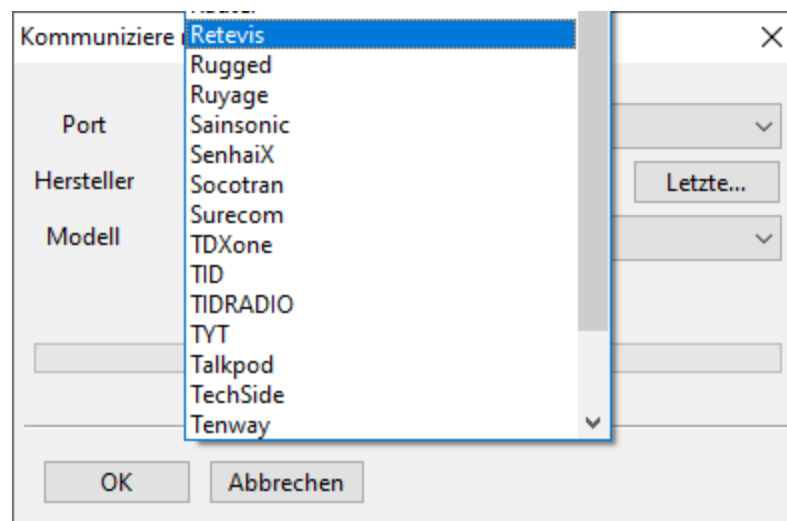


[CHIRP Retevis RT95 vox]

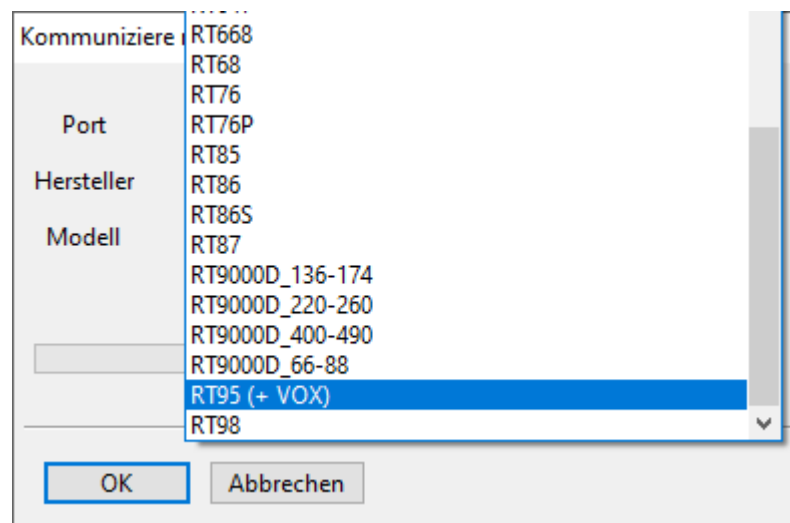




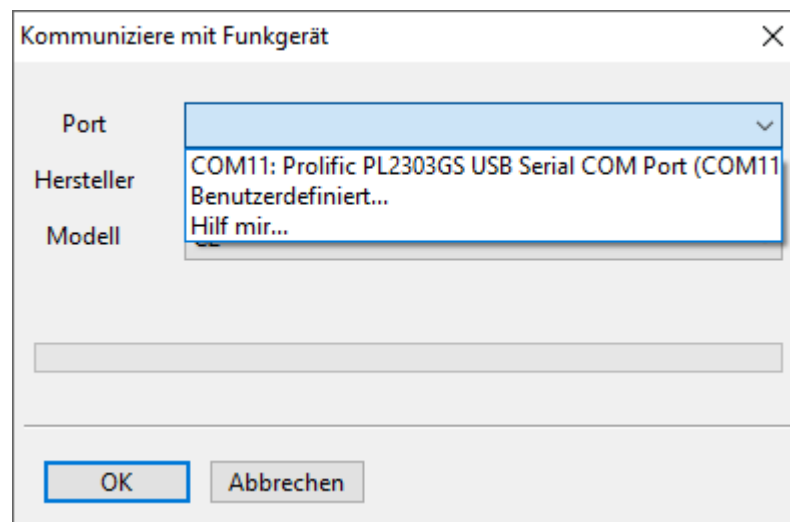
[CHIRP Retevis RT95 vox



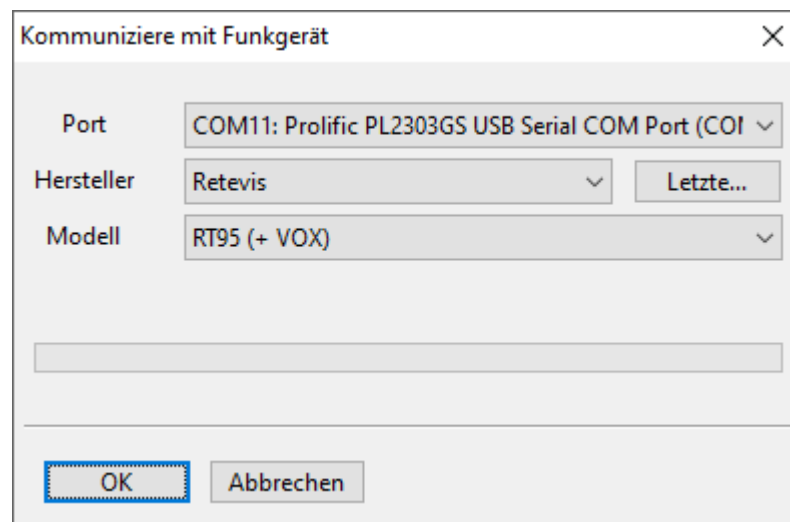
[CHIRP Retevis RT95 vox]



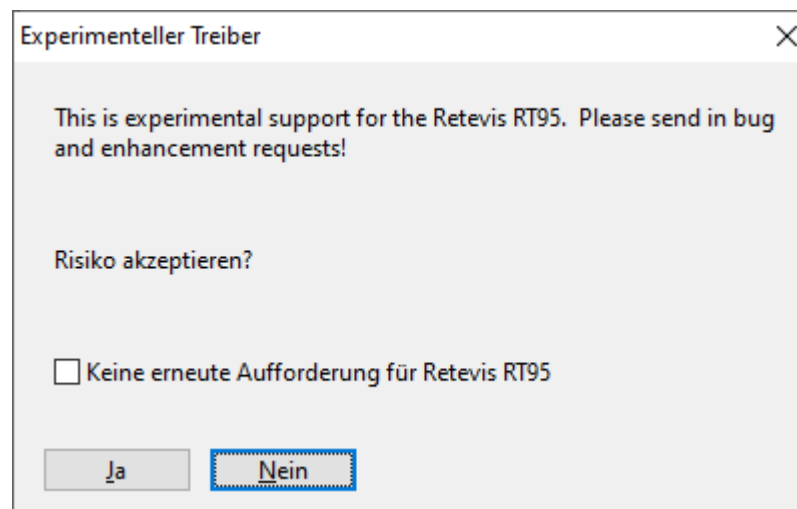
[CHIRP Retevis RT95 vox]



[CHIRP Retevis RT95 vox]

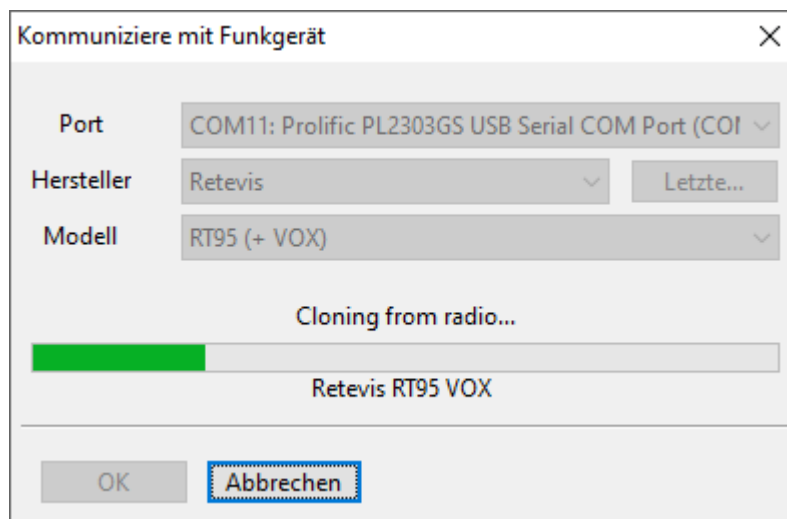


[CHIRP Retevis RT95 vox]





[CHIRP Retevis RT95 vox]



Am Display des Funkgerätes wird angezeigt, dass die Speicherkanäle gelesen werden (Read; Anzeige je nach Funkgerät unterschiedlich)

[CHIRP Retevis RT95 vox]



CHIRP (Retevis_RT95 VOX_20260523.img)

Datei Bearbeiten Ansicht Funkgerät Hilfe

Retevis_RT95 VOX_20260523.img* x

Speicher Einstellungen

Filter...

	Frequenz	Name	Ton-Modus	Ton	Ton-Squelch	DTCS	RX DTCS	DTCS Polarität	Duplex	Offset/TX-Freq	Cross-Modus	Modus	Überspringen	Leistung	Kommentar
1															
2															
3															
4															
5															
6															
7															
8															
9															
10															
11															
12															
13															
14															
15															
16															
17															
18															
19															
20															
21															
22															
23															
24															
25															

Retevis RT95 VOX

CHIRP Retevis RT95 vox



CHIRP (Retevis_RT95_VOX_20260523.img)

Datei Bearbeiten Ansicht Funkgerät Hilfe

Retevis_RT95_VOX_20260523.img x

Speicher Einstellungen

Filter...

	Frequenz	Name	Ton-Modus	Ton	Ton-Squelch	DTC5	RX DTC5	DTC5 Polarität	Duplex	Offset/TX-Freq	Cross-Modus	Modus	Überspringen	Leistung	Kommentar
1	145.525000	Empfangsfrequenz							-	0.600000		FM		Low	
2															
3															
4															
5															
6															
7															
8															
9															
10															
11															
12															
13															
14															
15															
16															
17															
18															
19															
20															
21															
22															
23															
24															
25															

Retevis RT95 VOX

Suchen

19:33 23.05.2026

CHIRP Retevis RT95 vox



CHIRP (Retevis_RT95_VOX_20260523.img)

File Edit View Radio Help

Retevis_RT95_VOX_20260523.img x

Memory Settings

Filter...

	Frequenz	Name	Ton-Modus	Ton	Ton-Squelch	DTCS	RX DTCS	DTCS Polarität	Duplex	Offset/TX-Freq	Cross-Modus	Modus	Überspringen	Leistung	Kommentar
1	145.525000	145525	Speichernamen (im Funkgerät gespeichert)						-	0.600000		FM		Low	
2															
3															
4															
5															
6															
7															
8															
9															
10															
11															
12															
13															
14															
15															
16															
17															
18															
19															
20															
21															
22															
23															
24															
25															

Retevis RT95 VOX

Suchen

19:33 23.05.2026

[CHIRP Retevis RT95 vox]



CHIRP (Retevis_RT95 VOX_20260523.img)

Datei Bearbeiten Ansicht Funkgerät Hilfe

Retevis_RT95 VOX_20260523.img

Speicher Einstellungen

Filter...

	Frequenz	Name	Ton-Modus	Ton	Ton-Squelch	DTCS	RX DTCS	DTCS Polarität	Duplex	Offset/ TX-Freq	Cross-Modus	Modus	Überspringen	Leistung	Kommentar
1	145.525000	145525	▼						-	0.600000		FM		Low	
2															
3			▼												
4			Tone												
5			TSQ												
6			DTCS												
7			Cross												
8															
9															
10															
11															
12															
13															
14															
15															
16															
17															
18															
19															
20															
21															
22															
23															
24															
25															

Retevis RT95 VOX

CHIRP Retevis RT95 vox



	Frequenz	Name	Ton-Modus	Ton	Ton-Squelch	DTCs	RX DTCs	DTCs Polarität	Duplex	Offset/TX-Freq	Cross-Modus	Modus	Überspringen	Leistung	Kommentar
1	145.525000	145525							-	0.600000		FM		Low	
2															
3															
4															
5															
6															
7															
8															
9															
10															
11															
12															
13															
14															
15															
16															
17															
18															
19															
20															
21															
22															
23															
24															
25															

[CHIRP Retevis RT95 vox]



CHIRP (Retevis_RT95_VOX_20260523.img)

File Edit View Radio Help

Retevis_RT95_VOX_20260523.img x

Storage Settings

Filter...

	Frequenz	Name	Ton-Modus	Ton	Ton-Squelch	DTCs	RX DTCs	DTCs Polarität	Duplex	Offset/TX-Freq	Cross-Modus	Modus	Überspringen	Leistung	Kommentar
1	145.525000	145525										FM		Low	
2												FM			
3												NFM			
4															
5															
6															
7															
8															
9															
10															
11															
12															
13															
14															
15															
16															
17															
18															
19															
20															
21															
22															
23															
24															
25															

Retevis RT95 VOX

Suchen

19:35 23.05.2026

CHIRP Retevis RT95 vox



[CHIRP Retevis RT95 vox]



CHIRP (Retevis_RT95 VOX_20260523.img)

Datei Bearbeiten Ansicht Funkgerät Hilfe

Retevis_RT95 VOX_20260523.img* x

Speicher Einstellungen

Filter...

	Frequenz	Name	Ton-Modus	Ton	Ton-Squelch	DTCS	RX DTCS	DTCS Polarität	Duplex	Offset/ TX-Freq	Cross-Modus	Modus	Überspringen	Leistung	Kommentar
1	145.525000	145525										FM		Low	
2	438.650000								-	7.600000		FM		High	
3															
4															
5															
6															
7															
8															
9															
10															
11															
12															
13															
14															
15															
16															
17															
18															
19															
20															
21															
22															
23															
24															
25															

Retevis RT95 VOX

[CHIRP Retevis RT95 vox]



CHIRP (Retevis_RT95 VOX_20260523.img)

Datei Bearbeiten Ansicht Funkgerät Hilfe

Retevis_RT95 VOX_20260523.img

Speicher Einstellungen

Filter...

	Frequenz	Name	Ton-Modus	Ton	Ton-Squelch	DTCS	RX DTCS	DTCS Polarität	Duplex	Offset/TX-Freq	Cross-Modus	Modus	Überspringen	Leistung	Kommentar
1	145.525000	145525										FM		Low	
2	438.650000	OE7XLR							-	7.600000		FM		High	
3															
4															
5															
6															
7															
8															
9															
10															
11															
12															
13															
14															
15															
16															
17															
18															
19															
20															
21															
22															
23															
24															
25															

Retevis RT95 VOX

CHIRP Retevis RT95 vox



CHIRP (Retevis_RT95_VOX_20260523.img)

File Edit View Radio Help

Retevis_RT95_VOX_20260523.img x

Storage Settings

Filter...

	Frequenz	Name	Ton-Modus	Ton	Ton-Squelch	DTCS	RX DTCS	DTCS Polarität	Duplex	Offset/TX-Freq	Cross-Modus	Modus	Überspringen	Leistung	Kommentar
1	145.525000	145525										FM		Low	
2	438.650000	OE7XLR	▼						-	7.600000		FM		High	
3															
4			Tone												
5			TSQL												
6			DTCS												
7			Cross												
8															
9															
10															
11															
12															
13															
14															
15															
16															
17															
18															
19															
20															
21															
22															
23															
24															
25															

Retevis RT95 VOX

Suchen

19:42
23.05.2026

[CHIRP Retevis RT95 vox]



CHIRP (Retevis_RT95 VOX_20260523.img)

Datei Bearbeiten Ansicht Funkgerät Hilfe

Retevis_RT95 VOX_20260523.img

Speicher Einstellungen

Filter...

	Frequenz	Name	Ton-Modus	Ton	Ton-Squelch	DTCS	RX DTCS	DTCS Polarität	Duplex	Offset/TX-Freq	Cross-Modus	Modus	Überspringen	Leistung	Kommentar
1	145.525000	145525										FM		Low	
2	438.650000	OE7XLR	Tone	88.5					-	7.600000		FM		High	
3															
4															
5															
6															
7															
8															
9															
10															
11															
12															
13															
14															
15															
16															
17															
18															
19															
20															
21															
22															
23															
24															
25															

Retevis RT95 VOX

[CHIRP Retevis RT95 vox]



CHIRP (Retevis_RT95 VOX_20260523.img)

Datei Bearbeiten Ansicht Funkgerät Hilfe

Retevis_RT95 VOX_20260523.img

Speicher Einstellungen

Filter...

	Frequenz	Name	Ton-Modus	Ton	Ton-Squelch	DTCS	RX DTCS	DTCS Polarität	Duplex	Offset/TX-Freq	Cross-Modus	Modus	Überspringen	Leistung	Kommentar
1	145.525000	145525										FM		Low	
2	438.650000	OE7XLR	Tone	88.5					-	7.600000		FM		High	
3				67.0											
4				69.3											
5				71.9											
6				74.4											
7				77.0											
8				79.7											
9				82.5											
10				85.4											
11				88.5											
12				91.5											
13				94.8											
14				97.4											
15				100.0											
16				103.5											
17				107.2											
18				110.9											
19				114.8											
20				118.8											
21				123.0											
22				127.3											
23				131.8											
24				136.5											
25				141.3											
				146.2											
				151.4											
				156.7											
				159.8											
				162.2											
				165.5											
				167.9											

Retevis RT95 VOX

[CHIRP Retevis RT95 vox]



CHIRP (Retevis_RT95 VOX_20260523.img)

Datei Bearbeiten Ansicht Funkgerät Hilfe

Retevis_RT95 VOX_20260523.img

Speicher Einstellungen

Filter...

	Frequenz	Name	Ton-Modus	Ton	Ton-Squelch	DTCS	RX DTCS	DTCS Polarität	Duplex	Offset/TX-Freq	Cross-Modus	Modus	Überspringen	Leistung	Kommentar
1	145.525000	145525										FM		Low	
2	438.650000	OE7XLR	Tone	77.0					-	7.600000		NFM		High	
3												FM			
4												NFM			
5															
6															
7															
8															
9															
10															
11															
12															
13															
14															
15															
16															
17															
18															
19															
20															
21															
22															
23															
24															
25															

Retevis RT95 VOX

[CHIRP Retevis RT95 vox]



CHIRP (Retevis_RT95 VOX_20260523.img)

Datei Bearbeiten Ansicht Funkgerät Hilfe

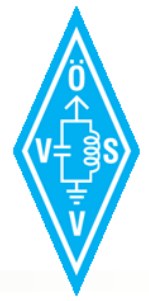
Retevis_RT95 VOX_20260523.img

Speicher Einstellungen

Filter...

	Frequenz	Name	Ton-Modus	Ton	Ton-Squelch	DTCS	RX DTCS	DTCS Polarität	Duplex	Offset/ TX-Freq	Cross-Modus	Modus	Überspringen	Leistung	Kommentar
1	145.525000	145525										FM		Low	
2	438.650000	OE7XLR	Tone	77.0					-	7.600000		NFM		Low	Seegrube
3															
4															
5															
6															
7															
8															
9															
10															
11															
12															
13															
14															
15															
16															
17															
18															
19															
20															
21															
22															
23															
24															
25															

Retevis RT95 VOX



CHIRP Retevis RT95 vox

CHIRP (Retevis_RT95 VOX_20260523.img)

Datei Bearbeiten Ansicht Funkgerät Hilfe

Retevis_RT95 VOX_20260523.img* x Retevis_RT95 VOX_20260329 neu Bad.img x

Speicher Einstellungen

Filter...

	Frequenz	Name	Ton-Modus	Ton	Ton-Squelch	DTCS	RX DTCS	DTCS Polarität	Duplex	Offset/TX-Freq	Cross-Modus	Modus	Überspringen	Leistung	Kommentar
1	145.525000	145525										FM		Low	
2	438.650000	OE7XLR	Tone	77.0					-	7.600000		NFM		Low	Seegrube > Link Südtirol
3	439.000000	OE7XKG	Tone	77.0					-	7.600000		NFM		Low	Patscher Kofel > OE-Verbund
4															
5															
6															
7															
8															
9															
10															
11															
12															
13															
14															
15															
16															
17															
18															
19															
20															
21															
22															
23															
24															

Retevis RT95 VOX

[CHIRP Retevis RT95 vox]



CHIRP (Retevis_RT95_VOX_20260523.img)

Datei Bearbeiten Ansicht Funkgerät Hilfe

Retevis_RT95_VOX_20260523.img × Retevis_RT95_VOX_20260329_neu_Bad.img ×

Speicher Einstellungen

Function Setup
Key Assignment
DTMF

Channel locked	<input type="checkbox"/>
Display Mode	Frequency
VFO/MR mode A	VFO
MR channel A	1
VFO/MR mode B	VFO
MR channel B	1
Starting display	RETEVIS
Backlight brightness	3
Screen direction	Positive
Hand mic key brightness	15
Beep volume	4
Speaker volume	10
Speaker switch	Host on Hand mic off
STE frequency	Off
STE type	Off
Auto power on	<input checked="" type="checkbox"/>
Auto power off	Off
Power on reset	<input checked="" type="checkbox"/>
Squelch level A	9
Squelch level B	3
Scan mode	Time operated (TO)
Scan recovery time	5 seconds
Main	B
Dual watch	<input checked="" type="checkbox"/>
Time out timer	3 minutes
TBST frequency	1750 Hz
Save channel parameter	<input checked="" type="checkbox"/>
MON key function	Squelch off momentary
Frequency step	2.5 kHz
Key mode	Channel

Retevis RT95 VOX

[CHIRP Retevis RT95 vox]



CHIRP (Retevis_RT95 VOX_20260523.img)

File Edit View Radio Help

Retevis_RT95 VOX_20260523.img x

Speicher Einstellungen

- Function Setup
- Key Assignment
- DTMF

Channel locked	<input type="checkbox"/>
Display Mode	Name
VFO/MR mode A	MR
MR channel A	2
VFO/MR mode B	MR
MR channel B	3
Starting display	OE7IKR
Backlight brightness	3
Screen direction	Positive
Hand mic key brightness	20
Beep volume	4
Speaker volume	10
Speaker switch	Host on Hand mic off
STE frequency	Off
STE type	Off
Auto power on	<input checked="" type="checkbox"/>
Auto power off	Off
Power on reset	<input checked="" type="checkbox"/>
Squelch level A	9
Squelch level B	3
Scan mode	Time operated (TO)
Scan recovery time	5 seconds
Main	B
Dual watch	<input checked="" type="checkbox"/>
Time out timer	3 minutes
TBST frequency	1750 Hz
Save channel parameter	<input checked="" type="checkbox"/>
MON key function	Squelch off momentary
Frequency step	2.5 kHz
Memory	

Retevis RT95 VOX

CHIRP Retevis RT95 vox



The screenshot shows the CHIRP software interface with the following settings:

Setting	Value
MR channel B	3
Starting display	OE7IKR
Backlight brightness	3
Screen direction	Positive
Hand mic key brightness	20
Beep volume	4
Speaker volume	10
Speaker switch	Host on Hand mic off
STE frequency	Off
STE type	Off
Auto power on	<input checked="" type="checkbox"/>
Auto power off	Off
Power on reset	<input checked="" type="checkbox"/>
Squelch level A	9
Squelch level B	3
Scan mode	Time operated (TO)
Scan recovery time	5 seconds
Main	B
Dual watch	<input checked="" type="checkbox"/>
Time out timer	3 minutes
TBST frequency	1750 Hz
Save channel parameter	<input checked="" type="checkbox"/>
MON key function	Squelch off momentary
Frequency step	2.5 kHz
Knob mode	Channel
TRF enable	Volume
VOX	Channel
VOX delay	2.0 S
VOX Level	5

[CHIRP Retevis RT95 vox]



CHIRP (Retevis_RT95_VOX_20260523.img)

Datei Bearbeiten Ansicht Funkgerät Hilfe

Retevis_RT95_VOX_20260523.img* x Retevis_RT95_VOX_20260329_neu_Bad.img x

Speicher Einstellungen

- Function Setup
- Key Assignment**
- DTMF

Key mode 1 P1	A/B
Key mode 1 P2	V/M
Key mode 1 P3	MON
Key mode 1 P4	VOX
Key mode 1 P5	SQL
Key mode 1 P6	VOL
Key mode 2 P1	DIR
Key mode 2 P2	SFT
Key mode 2 P3	SCN
Key mode 2 P4	POW
Key mode 2 P5	CDT
Key mode 2 P6	BND
Key PA	V/M
Key PB	VOL
Key PC	POW
Key PD	CDT

Retevis RT95 VOX

[CHIRP Retevis RT95 vox]



CHIRP (Retevis_RT95 VOX_20260523.img)

Datei Bearbeiten Ansicht Funkgerät Hilfe

Retevis_RT95 VOX_20260523.img × Retevis_RT95 VOX_20260329 neu Bad.img ×

Speicher Einstellungen

- Function Setup
- Key Assignment
- DTMF**

DTMF transmitting time	50 milliseconds
DTMF interval character	*
DTMF interval character	A
Decoding response	None
First Digit Time(ms)	200
Pretime(ms)	1000
Auto Reset time(ms)	10000
Time-lapse after encode(ms)	1500
PTT ID pause time(s)	Off
Side tone	<input checked="" type="checkbox"/>
PTT ID starting	
PTT ID ending	
Remotely kill	
Remotely stun	
DTMF encode M1	
DTMF encode M2	
DTMF encode M3	
DTMF encode M4	
DTMF encode M5	
DTMF encode M6	
DTMF encode M7	
DTMF encode M8	
DTMF encode M9	
DTMF encode M10	
DTMF encode M11	
DTMF encode M12	
DTMF encode M13	
DTMF encode M14	
DTMF encode M15	
DTMF encode M16	

Retevis RT95 VOX

[CHIRP Retevis RT29]





CHIRP Retevis RT29

CHIRP (Retevis_RT29_UHF_20250902 Neu.img)

File Edit View Radio Help

Retevis_RT95_VOX_20260523.img* Retevis_RT29_UHF_20250902_Neu.img*

Speicher Einstellungen

Filter...

	Frequenz	Ton-Modus	Ton	Ton-Squelch	DTCS	RX DTCS	DTCS Polarität	Duplex	Offset/ TX-Freq	Cross-Modus	Modus	Überspringen	Leistung	Kommentar
1	446.056250										FM		High	PMR5
2	433.500000										FM		High	Anr 70
3	438.650000	Tone	77.0					-	7.600000		FM		High	OE7XLR Seegrube
4	439.050000							-	7.600000		FM		High	OE7XBI Ranger Köpfl
5	438.900000							-	7.600000		FM		High	OE7XFI - Jenbach
6	439.025000	Tone	77.0					-	7.600000		FM		High	OE7XFJ St. Johann
7	438.600000	Tone	77.0					-	7.600000		FM		High	OE7XWT Kufstein
8	439.000000	Tone	77.0					-	7.600000		FM		High	OE7XKG Telfs > OE-Verbund
9	438.825000	Tone	85.4					-	7.600000		FM		High	OE9XVV Guimwald
10	438.625000	Tone	85.4					-	7.600000		FM		High	OE9XKV Dornbirn
11	438.587500	Tone	85.4					-	7.600000		FM		High	OE9XXD Dornbirn
12	438.525000	Tone	85.4					-	7.600000		FM		High	OE9XFV Bregenz
13	433.700000	Tone	85.4								FM		High	SVX 700
14	438.700000							-	7.600000		FM		High	DB0TR Rosenheim / Hochries
15	438.400000	Tone	88.5					-	7.600000		FM		High	OE2XZR Gaisberg
16	438.975000	Tone	77.0					-	7.600000		FM		High	OE7XZT Ahorn

Retevis RT29_UHF

[CHIRP Retevis RT29]



CHIRP (Retevis_RT29_UHF_20250902 Neu.img)

Datei Bearbeiten Ansicht Funkgerät Hilfe

Retevis_RT95_VOX_20260523.img* x Retevis_RT29_UHF_20250902_Neu.img x

Speicher Einstellungen

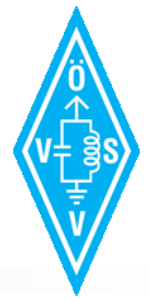
Basic Settings

Time-out timer	60 seconds
TOT Pre-alert	5 seconds
Squelch Level	2
Voice Annunciation	English
Battery Saver	<input checked="" type="checkbox"/>
Scramble	<input type="checkbox"/>
VOX	<input type="checkbox"/>
VOX Gain	5
Vox Delay	1.0
PF1 Key Function	Monitor
PF2 Key Function	Scan

Retevis RT29_UHF

[CHIRP Retevis RT29]





[CHIRP Baofeng UV-5R mini]



[CHIRP Baofeng UV-5R mini]



Parameter	Value
Squelch	3
Timeout Timer	120 sec
Dual Watch	On
Power On Display Type	BATT voltage
Voice Prompt	English
Enable Voice	<input checked="" type="checkbox"/>
Backlight Timer	20 sec
Key Auto Lock	<input type="checkbox"/>
Beep	On
Roger	<input type="checkbox"/>
Channel A display type	Name
Channel B display type	Name
Save Mode	On
Timeout Timer Alarm	Off
Pilot Tone	1750 Hz
Side Tone	Off
Tail Clear	<input checked="" type="checkbox"/>
Scan Mode	Carrier
Alarm Mode	Local
Sound Alarm	<input checked="" type="checkbox"/>
Key Lock	<input type="checkbox"/>
Menu Quit Timer	10 sec
Send ID Delay	600 ms
QT Save Mode	Both
Skey1 Short	FM Radio
Channel A work mode	Channel
Channel B work mode	Channel
Rpt Tail Clear	500 ms
Rpt Tail Delay	500 ms
Enable Menu Pat	<input type="checkbox"/>

CHIRP Retevis RT95 vox



The screenshot shows the CHIRP software window titled "CHIRP (Retevis_RT95_VOX_20260523.img)". The "Datei" menu is open, highlighting "Speichern unter ..." (Alt+Strg+S). The main window displays a list of parameters for the radio, with "Knob mode" selected and set to "Volume".

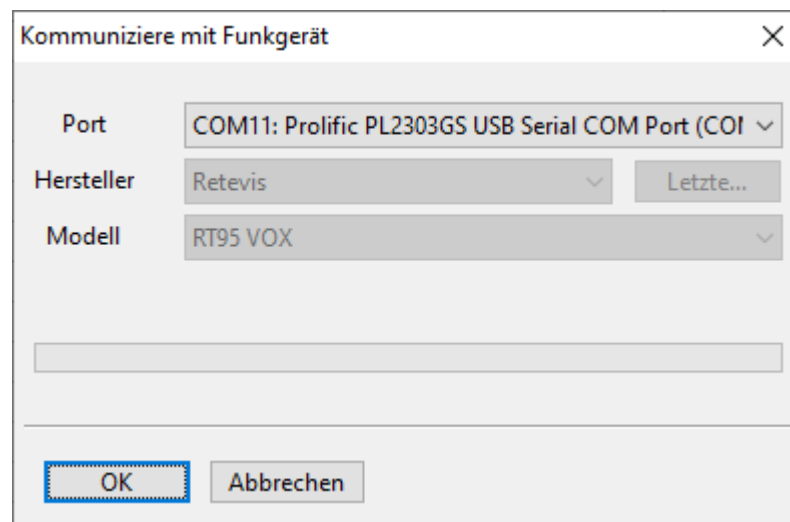
Parameter	Value
Channel B	3
Display	OE7IKR
Light brightness	3
Direction	Positive
Mon key brightness	20
Volume	4
Power volume	10
Power switch	Host on Hand mic off
Power frequency	Off
Power	Off
Power on	<input checked="" type="checkbox"/>
Power off	Off
Power on reset	<input checked="" type="checkbox"/>
Squelch level A	9
Squelch level B	3
Scan mode	Time operated (TO)
Scan recovery time	5 seconds
Main	B
Dual watch	<input checked="" type="checkbox"/>
Time out timer	3 minutes
TBST frequency	1750 Hz
Save channel parameter	<input checked="" type="checkbox"/>
MON key function	Squelch off momentary
Frequency step	2.5 kHz
Knob mode	Volume
TRF enable	<input type="checkbox"/>
VOX	<input type="checkbox"/>
VOX delay	2.0 S
VOX Level	5

CHIRP Retevis RT95 vox

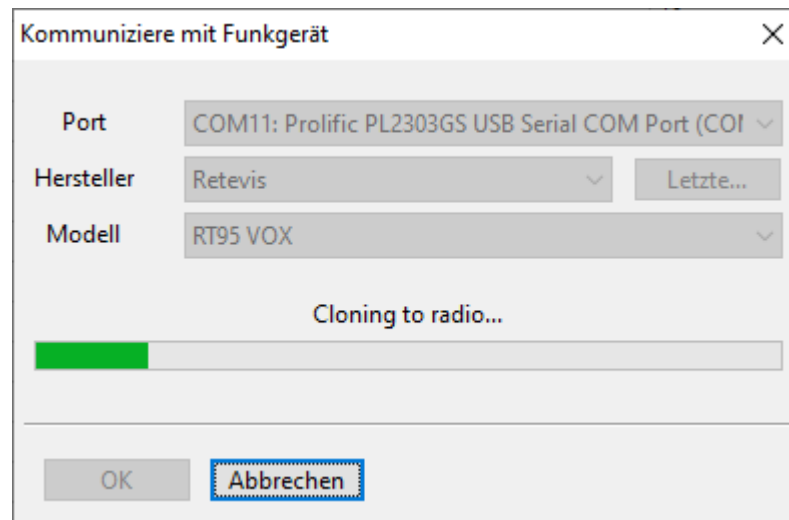


Parameter	Value
Hand mic key brightness	20
Beep volume	4
Speaker volume	10
Speaker switch	Host on Hand mic off
STE frequency	Off
STE type	Off
Auto power on	<input checked="" type="checkbox"/>
Auto power off	Off
Power on reset	<input checked="" type="checkbox"/>
Squelch level A	9
Squelch level B	3
Scan mode	Time operated (TO)
Scan recovery time	5 seconds
Main	B
Dual watch	<input checked="" type="checkbox"/>
Time out timer	3 minutes
TBST frequency	1750 Hz
Save channel parameter	<input checked="" type="checkbox"/>
MON key function	Squelch off momentary
Frequency step	2.5 kHz
Knob mode	Volume
TRF enable	<input type="checkbox"/>
VOX	<input type="checkbox"/>
VOX delay	2.0 S
VOX Level	5

[CHIRP Retevis RT95 vox]



[CHIRP Retevis RT95 vox]



Am Display des Funkgerätes wird der Fortschritt ebenfalls entsprechend angezeigt

CHIRP Retevis RT29



CHIRP (Retevis_RT29_UHF_20250902 Neu.img)

20260523_neu.img x Retevis_RT29_UHF_20250902 Neu.img x

	DTCS	RX DTCS	DTCS Polarität	Duplex	Offset/TX-Freq	Cross-Modus	Modus	Überspringen	Leistung	Kommentar
							FM		High	PMR5
							FM		High	Anr 70
				-	7.600000		FM		High	OE7XLR Seegrube
				-	7.600000		FM		High	OE7XBI Ranger Köpfl
				-	7.600000		FM		High	OE7XFI - Jenbach
				-	7.600000		FM		High	OE7XFJ St. Johann
				-	7.600000		FM		High	OE7XWT Kufstein
				-	7.600000		FM		High	OE7XKG Telfs > OE-Verbund
				-	7.600000		FM		High	OE9XVV Guimwald
10				-	7.600000		FM		High	OE9XKV Dornbirn
11				-	7.600000		FM		High	OE9XXD Dornbirn
12				-	7.600000		FM		High	OE9XFV Bregenz
13				-	7.600000		FM		High	SVX 700
14				-	7.600000		FM		High	DB0TR Rosenheim / Hochries
15				-	7.600000		FM		High	OE2XZR Gaisberg
16				-	7.600000		FM		High	OE7XZT Ahorn

Suchen

21:25
28.05.2026

CHIRP EXCEL oder Vergleichbares



Retevis_RT29_UHF_20250902 Neu.csv - Microsoft Excel

	A	B	C	D	E	F	G	H	I	J	K	L	M	N	O	P	Q				
1	Location	Name	Frequency	Duplex	Offset	Tone	rToneFreq	cToneFreq	DtcsCode	DtcsPolarity	RxDtcsCode	CrossMode	Mode	TStep	Skip	Power	Comment	URCALL	RPT1CALL	RPT2CALL	DVCODE
2	1	,446.056250	,,0.000000	,,88.5	,88.5,023	NN,023	Tone->Tone	FM,5.00	,,10W	PMRS	,,,										
3	2	,433.500000	,,0.000000	,,88.5	,88.5,023	NN,023	Tone->Tone	FM,5.00	,,10W	Anr 70	,,,										
4	3	,438.650000	,,-7.600000	,Tone	,77.0,88.5,023	NN,023	Tone->Tone	FM,5.00	,,10W	OE7XLR Seegrube	,,,										
5	4	,439.050000	,,-7.600000	,,88.5	,88.5,023	NN,023	Tone->Tone	FM,5.00	,,10W	OE7XBI Ranger KÄpfel	,,,										
6	5	,438.900000	,,-7.600000	,,88.5	,88.5,023	NN,023	Tone->Tone	FM,5.00	,,10W	OE7XFI - Jenbach	,,,										
7	6	,439.025000	,,-7.600000	,Tone	,77.0,88.5,023	NN,023	Tone->Tone	FM,5.00	,,10W	OE7XFJ St. Johann	,,,										
8	7	,438.600000	,,-7.600000	,Tone	,77.0,88.5,023	NN,023	Tone->Tone	FM,5.00	,,10W	OE7XWT Kufstein	,,,										
9	8	,439.000000	,,-7.600000	,Tone	,77.0,88.5,023	NN,023	Tone->Tone	FM,5.00	,,10W	OE7XKG Telfs > OE-Verbund	,,,										
10	9	,438.825000	,,-7.600000	,Tone	,85.4,88.5,023	NN,023	Tone->Tone	FM,5.00	,,10W	OE9XVW Guimwald	,,,										
11	10	,438.625000	,,-7.600000	,Tone	,85.4,88.5,023	NN,023	Tone->Tone	FM,5.00	,,10W	OE9XKV Dornbirn	,,,										
12	11	,438.587500	,,-7.600000	,Tone	,85.4,88.5,023	NN,023	Tone->Tone	FM,5.00	,,10W	OE9XXD Dornbirn	,,,										
13	12	,438.525000	,,-7.600000	,Tone	,85.4,88.5,023	NN,023	Tone->Tone	FM,5.00	,,10W	OE9XFV Bregenz	,,,										
14	13	,433.700000	,,0.000000	,Tone	,85.4,88.5,023	NN,023	Tone->Tone	FM,5.00	,,10W	SVX 700	,,,										
15	14	,438.700000	,,-7.600000	,,88.5	,88.5,023	NN,023	Tone->Tone	FM,5.00	,,10W	DB0TR Rosenheim / Hochries	,,,										
16	15	,438.400000	,,-7.600000	,Tone	,88.5,88.5,023	NN,023	Tone->Tone	FM,5.00	,,10W	OE2XZR Gaisberg	,,,										
17	16	,438.975000	,,-7.600000	,Tone	,77.0,88.5,023	NN,023	Tone->Tone	FM,5.00	,,10W	OE7XZT Ahorn	,,,										
18																					
19																					
20																					
21																					
22																					
23																					
24																					
25																					



CHIRP Editor (edit)

```
Retevis_RT29_UHF_20250902 Neu.csv - Editor
Datei Bearbeiten Format Ansicht Hilfe
Location,Name,Frequency,Duplex,Offset,Tone,rToneFreq,cToneFreq,DtcsCode,DtcsPolarity,RxDtcsCode,CrossMode,Mode,TStep,Skip,Power,Comment,URC
1,,446.056250,,0.000000,,88.5,88.5,023,NN,023,Tone->Tone,FM,5.00,,10W,PMR5,,,,
2,,433.500000,,0.000000,,88.5,88.5,023,NN,023,Tone->Tone,FM,5.00,,10W,Anr 70,,,,
3,,438.650000,-,7.600000,Tone,77.0,88.5,023,NN,023,Tone->Tone,FM,5.00,,10W,OE7XLR Seegrube,,,,
4,,439.050000,-,7.600000,,88.5,88.5,023,NN,023,Tone->Tone,FM,5.00,,10W,OE7XBI Ranger Köpfl,,,,
5,,438.900000,-,7.600000,,88.5,88.5,023,NN,023,Tone->Tone,FM,5.00,,10W,OE7XFI - Jenbach,,,,
6,,439.025000,-,7.600000,Tone,77.0,88.5,023,NN,023,Tone->Tone,FM,5.00,,10W,OE7XFJ St. Johann,,,,
7,,438.600000,-,7.600000,Tone,77.0,88.5,023,NN,023,Tone->Tone,FM,5.00,,10W,OE7XWT Kufstein,,,,
8,,439.000000,-,7.600000,Tone,77.0,88.5,023,NN,023,Tone->Tone,FM,5.00,,10W,OE7XKG Telfs > OE-Verbund,,,,
9,,438.825000,-,7.600000,Tone,85.4,88.5,023,NN,023,Tone->Tone,FM,5.00,,10W,OE9XVW Guimwald,,,,
10,,438.625000,-,7.600000,Tone,85.4,88.5,023,NN,023,Tone->Tone,FM,5.00,,10W,OE9XKV Dornbirn,,,,
11,,438.587500,-,7.600000,Tone,85.4,88.5,023,NN,023,Tone->Tone,FM,5.00,,10W,OE9XXD Dornbirn,,,,
12,,438.525000,-,7.600000,Tone,85.4,88.5,023,NN,023,Tone->Tone,FM,5.00,,10W,OE9XFV Bregenz,,,,
13,,433.700000,,0.000000,Tone,85.4,88.5,023,NN,023,Tone->Tone,FM,5.00,,10W,SVX 700,,,,
14,,438.700000,-,7.600000,,88.5,88.5,023,NN,023,Tone->Tone,FM,5.00,,10W,DB0TR Rosenheim / Hochries,,,,
15,,438.400000,-,7.600000,Tone,88.5,88.5,023,NN,023,Tone->Tone,FM,5.00,,10W,OE2XZR Gaisberg,,,,
16,,438.975000,-,7.600000,Tone,77.0,88.5,023,NN,023,Tone->Tone,FM,5.00,,10W,OE7XZT Ahorn,,,,

```

Zeile 18, Spalte 1 100% Windows (CRLF) UTF-8

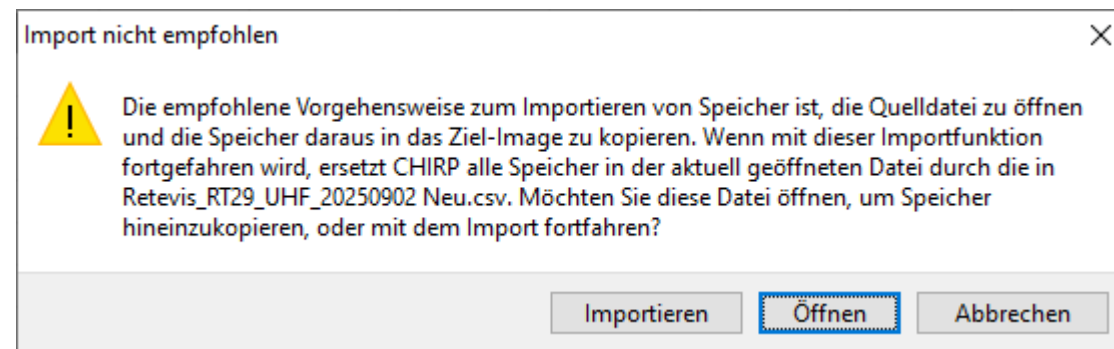
CHIRP Retevis RT95 vox



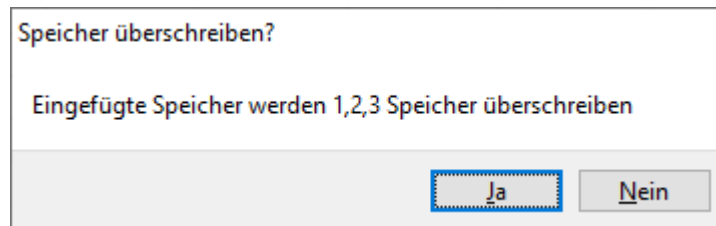
The screenshot shows the CHIRP software interface for a Retevis RT95 VOX. The 'Datei' menu is open, showing options like 'Neu', 'Öffnen...', 'Speichern', and 'Importieren von Datei...'. The main window displays a table of radio memory slots with the following columns: Ton-Squelch, DTCS, RX DTCS, DTCS Polarität, Duplex, Offset/TX-Freq, Cross-Modus, Modus, Überspringen, Leistung, and Kommentar. Two slots are populated with data:

Slot	Ton-Squelch	DTCS	RX DTCS	DTCS Polarität	Duplex	Offset/TX-Freq	Cross-Modus	Modus	Überspringen	Leistung	Kommentar
9								FM		Low	
10					-	7.600000		NFM		Low	Seegrube > Link Südtirol
11					-	7.600000		NFM		Low	Patscher Kofel > OE-Verbund
12											
13											
14											
15											
16											
17											
18											
19											
20											
21											
22											
23											
24											

[CHIRP Retevis RT95 vox]



[CHIRP Retevis RT95 vox]



[CHIRP Retevis RT95 vox]



CHIRP (Retevis_RT95 VOX_20260523.img)

Relevante Dateien: Retevis_RT95_VOX_20260523.img*, Baofeng_UV-5R_Mini_20260523_neu.img, Retevis_RT29_UHF_20250902_Neu.img

Speicher | Einstellungen


Filter...

	Frequenz	Name	Ton-Modus	Ton	Ton-Squelch	DTCS	RX DTCS	DTCS Polarität	Duplex	Offset/TX-Freq	Cross-Modus	Modus	Überspringen	Leistung	Kommentar
1	446.056250											FM		Medium	PMR5
2	433.500000											FM		Medium	Anr 70
3	438.650000		Tone	77.0					-	7.600000		FM		Medium	OE7XLR Seegrube
4	439.050000								-	7.600000		FM		Medium	OE7XBI Ranger Köpfl
5	438.900000								-	7.600000		FM		Medium	OE7XFI - Jenbach
6	439.025000		Tone	77.0					-	7.600000		FM		Medium	OE7XFJ St. Johann
7	438.600000		Tone	77.0					-	7.600000		FM		Medium	OE7XWT Kufstein
8	439.000000		Tone	77.0					-	7.600000		FM		Medium	OE7XKG Telfs > OE-Verbund
9	438.825000		Tone	85.4					-	7.600000		FM		Medium	OE9XVV Guimwald
10	438.625000		Tone	85.4					-	7.600000		FM		Medium	OE9XKV Dornbirn
11	438.587500		Tone	85.4					-	7.600000		FM		Medium	OE9XXD Dornbirn
12	438.525000		Tone	85.4					-	7.600000		FM		Medium	OE9XFV Bregenz
13	433.700000		Tone	85.4								FM		Medium	SVX 700
14	438.700000								-	7.600000		FM		Medium	DB0TR Rosenheim / Hochries
15	438.400000		Tone	88.5					-	7.600000		FM		Medium	OE2XZR Gaisberg
16	438.975000		Tone	77.0					-	7.600000		FM		Medium	OE7XZT Ahorn
17															
18															
19															
20															
21															
22															
23															
24															

Edits

Retevis RT95 VOX

[CHIRP]



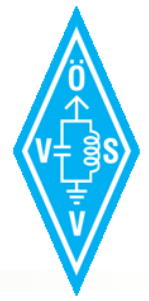
- Nicht vergessen die Datei speichern!
- Nicht vergessen, sie auch in das FG zu übertragen!

[Workshop:



Fragestunde

**Welche Fragen gibt es?
Und kann ich sie beantworten?**



[Workshop: Amateurfunkgeräte]

Vielen Dank für euer Interesse!
Rudi, OE7IKR

Innsbruck, 29.05.2026

**WIR SAGEN
DANK**